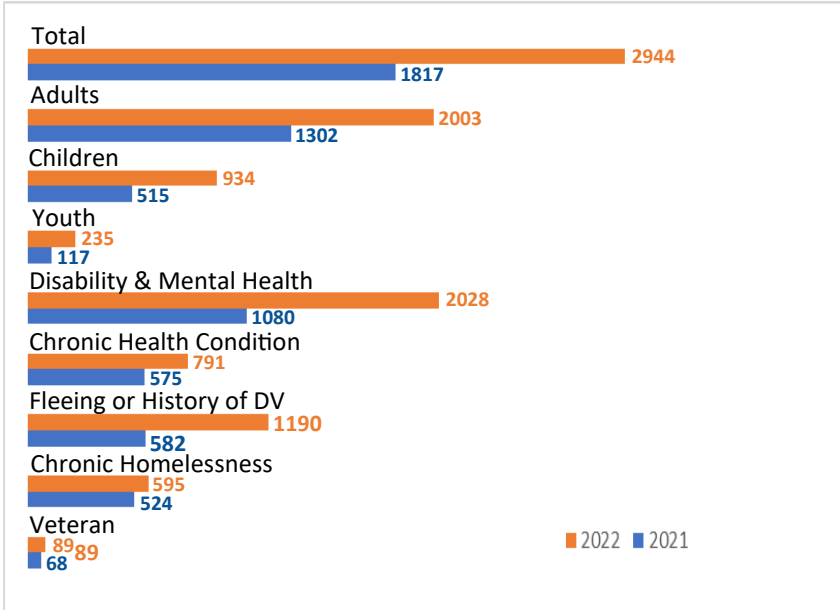




Measuring Local Homelessness

Who is Homeless in Skagit County?

Individuals who Sought and Qualified for Homeless Services*



*Some people fall into more than one category

Source ¹

Point in Time Count

314

Homeless individuals counted in 2022.

More than **2900** people received homeless services in Skagit County in 2022.

Source ^{2&3}

A Total of 6 Winter Shelters opened across Skagit in 2022

At least 253 people accessed shelter;
133 people accessed motel vouchers



December 22, 2022 was the coldest day of 2022

23° / 6° F

Source ⁵

Defining Homelessness

Literally Homeless: Staying in an emergency shelter, in a car, in a tent, on the streets, or a place not meant for human habitation

Chronically Homeless: Literally homeless more than one year OR more than three times in the last three years with the combined length of homelessness being one year or more; with a disability

Fleeing Domestic Violence: Without or losing housing due to domestic violence AND lacking resources to secure housing without assistance

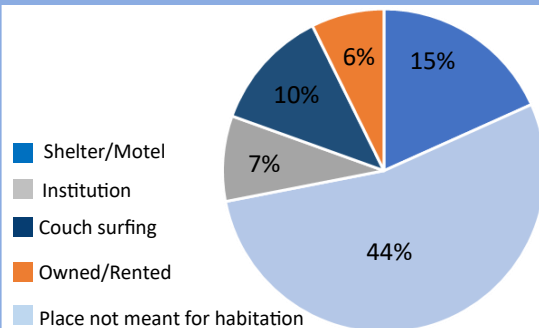
At Imminent Risk of Homelessness: Losing housing within 14 days AND lacking the resources to secure or maintain housing without assistance

Did you know?

There were more than **605** homeless students in Skagit County in 2022.

Source ⁵

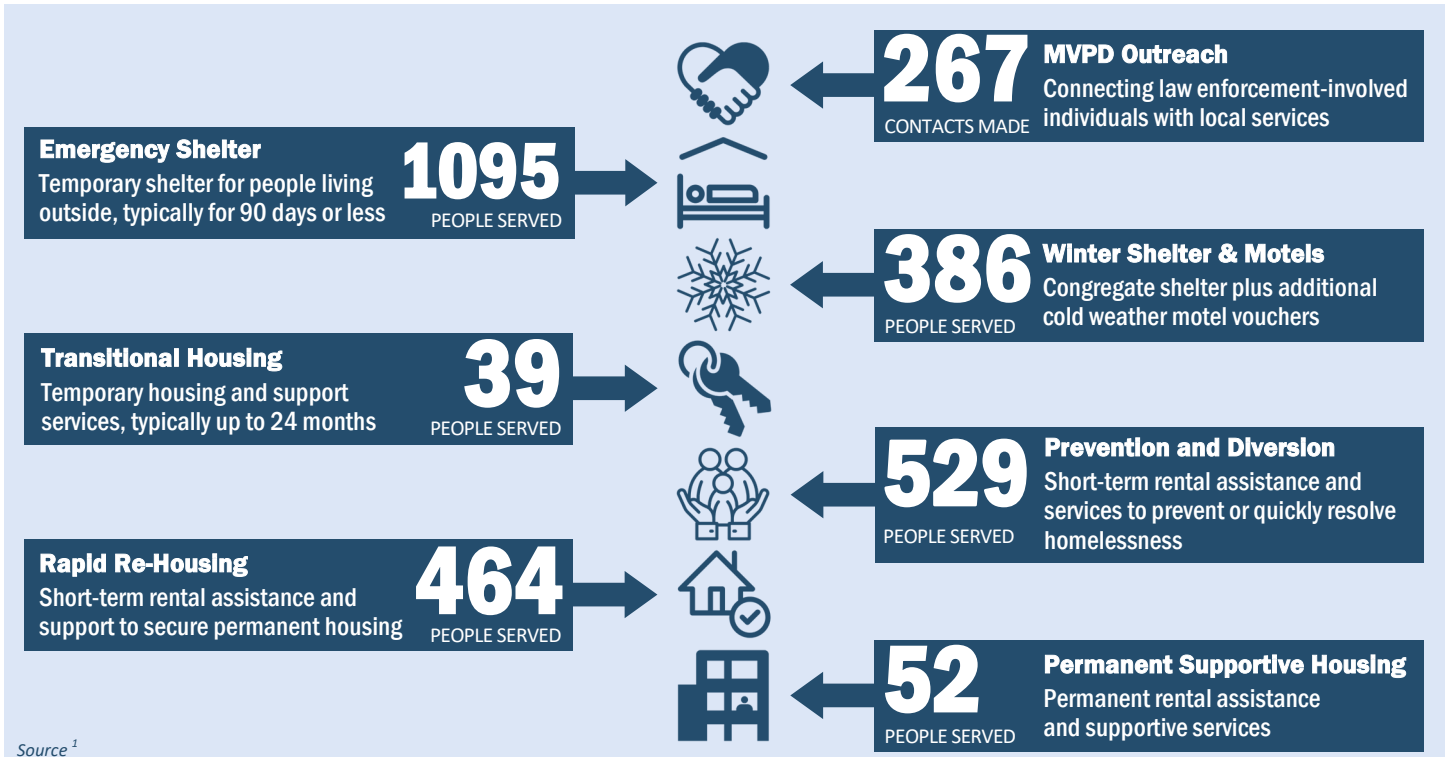
Emergency Shelter Guests Place of Stay Prior to Entering Shelter



More than **13.2 million**

in County funding spent on homeless services like outreach, shelter, rapid rehousing, rental assistance, and diversion in 2022.

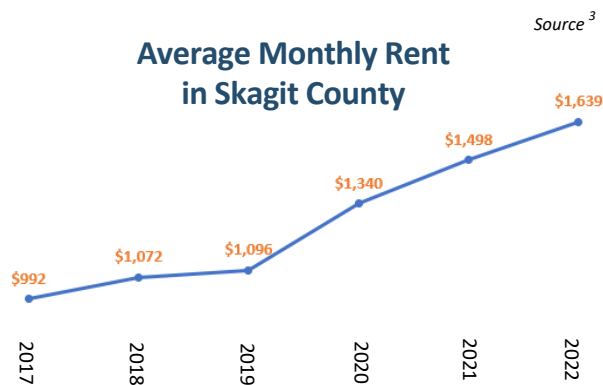
Measuring Local Action



More than **1,800** Skagit households avoided evictions in 2022

\$10.6 million!!
Spent On Eviction Prevention

61% of households served were 30% AMI or lower



The average rent for a 2 bedroom apartment in 2022 was

\$1,639

More than half of Skagit County residents cannot afford their housing costs.

Source ³

Median monthly rent increase since 2017

\$647

Source ³

1.5
2022 Skagit County vacancy rate.
That's the **LOWEST** in the state!

Did you know?

Skagit County had the highest jump in rental prices across Washington state in 2022.

12.8%
Rent Price Increase

Source ³

Sources

- ¹ Homeless Management Information System; reporting period: 2022
- ² Washington Department of Commerce; Point in Time Count Results: 2022
- ³ UW Runstad Center for Real Estate Studies (Fall 2022, [Washington Apartment Market](#))
- ⁴ [Out of Reach 2022 Report](#), National Low Income Housing Coalition
- ⁵ [Skagit County Trends](#); [Skagit County 2022 Annual Report](#)